

CLASSIC
LIFTS

YOUR LIFT. YOUR CHOICE.

THE
SELECT
RANGE



COMPANY OVERVIEW

Classic Lifts Ltd was established in 1990 and is now a large independent UK national lift company providing professional lift maintenance, repairs, modernisations and new lift installations from five regional branches.

We are privately owned by the senior management of the company and currently have over 170 direct employees and a turnover of £20 million

We have over 6,000 lifts under maintenance contracts, with customers ranging from household name retail brands, international hotel groups, schools and universities to smaller nursing homes, residential developments and commercial facilities.

Classic Lifts takes pride in providing a high level of customer service, a fast response, expertise, integrity and value for money. Classic is owner managed and has a friendly approachable team who are informed, professional and committed. We believe this ethos of openness and honesty will allow Classic Lifts Ltd to remain a sustainable business for future generations.

Classic Lifts use the latest technology such as PDA's, vehicle trackers, smart phones and scalable operating systems to allow us to plan ahead and stay responsive to our customers needs. We do this whilst retaining the traditional values of in-depth technical knowledge, a balanced common sense approach, rewarding our loyal employees and striving for excellent customer service.

Front Cover Photograph: X1 Media City, Manchester. MRL Duplex Pair 28 Floors, 2.5m/s. MP Mechanical, Ziehl Abegg Machine, Kollmorgen Controller. Supplied and Installed by Classic Lifts Ltd.



INTRODUCTION



Andrew Harrison, Technical Director

A word from our Technical Director...

I have worked in the Lift Industry since 1983 and during my career I have seen a number of changes.

The move from relay-based control systems to microprocessor systems was a major change, but the introduction of the Machine Room Less lift in the late 1990's was probably the biggest change we have seen.

What doesn't change, however, is the need for quality and choice. With this as my design brief, the Classic Lifts Select Range was born.

The Classic Lifts Select Range of lifts tailors the product to the specific requirements of the customer and the environment in which the lift is installed.

The Select Range provides industry leading technology, utilising international manufacturers, with full UK based support.

All equipment supplied by Classic Lifts as part of the Select Range is fully open protocol; any interrogation tools required are supplied as part of the lift installation.

All parts are available to any reputable lift company either from Classic Lifts Ltd, direct from the manufacturer or through third party lift equipment suppliers.

Classic Lifts Ltd is an independent company which allows us to supply the lift that is most suitable for your requirements, we are not restricted by a standard product range and we do not compromise on flexibility.

Our independence allows us to partner with customers and suppliers; this ensures you receive the lift that best meets your needs.

All of our products meet the most stringent of quality checks and are fully compliant with current legislation.

Lifts are not all the same! They play a vital role in all of our lives, give us a call, we can provide what you need.

YOUR CHOICE



MECHANICAL



MACHINE



CONTROLLER



DOORS



PUSHES



AUTODIALLERS



SELECT YOUR SUPPLIERS

MECHANICAL

The mechanical elements of the Select Range have been produced following a detailed design process between Classic Lifts and MP Lifts (Mac Pearsa), Classic Lifts have a long and successful working relationship with MP, this relationship and the ability of MP to produce high specification, high quality products made them the ideal partner to develop the Select Range. A full car sling designed to be rigid, adaptable and easy to install provides the backbone of the Select Range. Sound deadening and anti drumming enhances the passenger experience.

MACHINES

The Select Range offers the choice of two Gearless Machines, The MP maGo Machine and the Ziehl Abegg Zetatop Machine, each machine offers exceptional reliability and performance, brakes are CE marked and act as safety devices to provide UCM Protection. 240 starts per hour is available.

CONTROLLERS

The Select Range offers three control systems as standard; the EcoGo provides a fully integrated system with in-built remote monitoring and voice communications without the need for a separate phone line. Kollmorgen is one of the leading European suppliers of Lift Control systems, complete flexibility and near endless technical capabilities make Kollmorgen the controller of choice for many high specification lifts throughout Europe. Digital Advanced Controls offer a UK designed and manufactured option, utilising the latest technology integrated with a user friendly interface.

Classic Lifts can fully support all of the above control systems, our engineers attend regular product training sessions to ensure we have the knowledge and skills needed.

DOORS

The majority of lift breakdowns are door related and Classic Lifts have considered this carefully when selecting the preferred door manufacturer. Selcom are the Select Range door of choice and two options are available. Hydra has a wide variety of applications and can be used in many types of situations from residential buildings up to offices and hotels. Pegasus offers a heavy duty option for high usage and harsher environments. Category 1 and 2 vandal resistant solutions are available.

PUSH BUTTONS

Push buttons are the interface between the user and the lift; they provide a mix of function and appearance, the choice is personal, we offer three manufacturers of push buttons, each providing quality and flexibility. The MP Impulse push is our standard unit, this integrates seamlessly with the EcoGo control system, Dewhurst and Schaefer both offer an extensive range which can be provided as part of your Select Range lift.

AUTODIALLERS

The choice is yours, The EcoGo control system comes complete with a fully integrated GSM autodialler system, Safeline is our preferred option, Memcom and Windcrest are both available, all units are fully open protocol.

The Select Range has been designed to be driven by specification, choice and quality, not price.

CASE STUDY 1

MAJOR HIGH STREET BANK

Classic Lifts Ltd were approached by a major international High Street Bank with regard to a lift replacement programme, the Bank had an ageing portfolio of lifts which consisted mainly of Hydraulic passenger lifts from a wide range of suppliers.

The project was to replace all of their high street branch passenger lifts spread across the UK. The aim of the project was to provide high quality, energy efficient lifts using industry leading open protocol equipment.

The design process involved many challenging elements, small lift shafts, shallow pits, low headrooms and difficult access. These constraints ensured that the chosen product would need to be dimensionally flexible and easily tailored to the specific requirements of the customer.

The Bank's project manager for this work had previously worked in the lift industry and had a clear idea of what he wanted, quality and choice were fundamentals of his requirements, a range of industry leading components, not a one size one supplier fits all approach, was the brief for the lift design.

The Classic Lifts Select Range provided the ideal product for this challenging project.

EXISTING LIFTS




THE SOLUTION

Following a detailed tender process which involved one of the countries leading Lift Consultancies the final design solution was agreed; the Classic Lifts Select Range provided the choice, quality and flexibility needed to meet the client's requirements.

Lift Specification:

- Type - Classic Select Range
- Drive - Gearless Traction MRL
- Speed - 1.0m/s
- Mechanical – MP
- Machine – Ziehl Abegg Zetatop
- Controller – Kollmorgen MPK411
- Doors – Selcom Hydra
- Push Buttons – Schaeffer
- Indicators – MP TFT / LCD
- Autodialler – Safeline



CASE STUDY 2

JEFFERSON BUILDING

ALDERLEY PARK


LIFT REPLACEMENT

The Parklands Building was originally built in 2001 and was a Grade A, British Council of Offices award winning, self contained 100,000 sq. ft. office building located within the grounds of Alderley Park in Cheshire. The building had five lifts with a triplex group of scenic passenger lifts serving floors G, 1-4 and two service lifts serving G, 1-5. All existing lifts were 13 person, Machine room-less traction lifts at 1.6m/s.

A re-development plan meant that the building would be re-named The Jefferson Building and it was extended and completely renovated in 2018/19. This meant that the five original lifts needed to be replaced to meet the requirements of a 20 year lifecycle expectancy.

The main focus of the lifts design development revolved around the triplex group of scenic passenger lifts. These three lifts would transport the majority of the buildings population and would remain a centre piece of the buildings large feature atrium.



The original Triplex group of 13 Person MRL Scenic/Passenger lifts were all installed in a steel structure shaft. The area above the lift shafts was originally unused and formed part of the service area walkway around the top of the building atrium.



DESIGN CONCEPT


Using the principles of the Classic Lifts Select Range a lift design was developed that considered the clients requirements to reduce the risks associated with lift maintenance being carried out in an open lift shaft and atrium of a high population building.

Using 3D design software, Classic Lifts own in house design team presented a solution that would interface with the existing steel structure shaft arrangement and also utilise the area above the lift shafts to create a new machine and controller space. This meant the need for lift maintenance inside the top of the shaft was reduced; it simplified the installation process and created a suitable working environment for the long term maintenance requirements.



WORK IN PROGRESS

- 1: New scenic lift cars installed. All shaft and car mechanical equipment manufactured by MP Lifts
- 2: New machine space as created above the lift shafts. Steels manufactured by MP Lifts. Machines manufactured by Ziehl Abegg
- 3: New Machine space with free standing controllers in situ. Controllers manufactured by Kollmorgen



COMPLETED INSTALLATIONS



Lift installations completed and lift shaft structures cleaned and re-decorated.



Lift Pits with newly installed equipment



Above area now complete with the newly installed machines, support steels and over-speed governors*. Steel chequer plate was fitted between the supports.

*Machine guarding removed for photograph.



Steel chequer plate was also installed across the lift car top. This increases safety by reducing tripping hazards but also for aesthetic purposes. Lift car top handrail raised and strengthened.



Three free standing lift controllers.



Lift Controller containing Ziehl Abegg VF Inverter Drive and Kollmorgen MPK 411 processor



Yorkshire & Humberside

Unit 3
Genesis Park
Sheffield Road
Rotherham
S60 1DX

0845 075 4025

North West

Lakeside Court
340 Haydock Lane
Haydock
St Helens
WA11 9UY

0845 075 4021

North West

Alma Park
Woodway Lane
Claybrooke Parva
Lutterworth
LE17 5BE

0845 413 5666

London

49a Victoria Industrial Park
Victoria Road
Kent
DA1 5AJ

0203 490 7100

North East

Unit G7
Tanfield Lea Business Centre
Tanfield Lea
Stanley
DH9 9DB

01207 297 416

classiclifts.co.uk